



Manual

PIKO SmartProgrammer-Stick

PIKO SmartProgrammerApp

PIKO

Installation

PIKO SmartProgrammerApp

Compatible with Windows 11

Please download the PIKO SmartProgrammerApp to your PC via the Microsoft App Store or use the link in our web shop. Start the setup and follow the instructions. No further settings are necessary.

Connecting

The connections of the PSP-S



Connect a track or the PIKO SmartProgrammer-Connector (PSP-C) to the track connection of the PIKO SmartProgrammer-Stick using the green plug. Now plug the PIKO SmartProgrammer-Stick into the USB port of your device. The control LED on the stick will flash several times.

Your Windows PC will automatically detect a new USB device. The driver for the PIKO SmartProgrammer-Stick was already installed when you installed the PIKO SmartProgrammerApp.

Start the PIKO SmartProgrammerApp

Open the PIKO SmartProgrammerApp on your device.

After starting the app, you can configure some basic settings for how the app works in the settings menu.

Select 'Continue' in the header to proceed to the next step.

At this point, you can decide whether you want the basic settings of the app to be displayed again each time you start it.

Confirm your selection to go to the main menu of the PIKO SmartProgrammerApp.

Selecting the info button in the header will give you further information on the basic operation of the PIKO SmartProgrammerApp.

The 'Expert' button with the lock symbol switches the app to expert mode (the header turns blue). This mode is more complex, but allows you to use all the app's features.

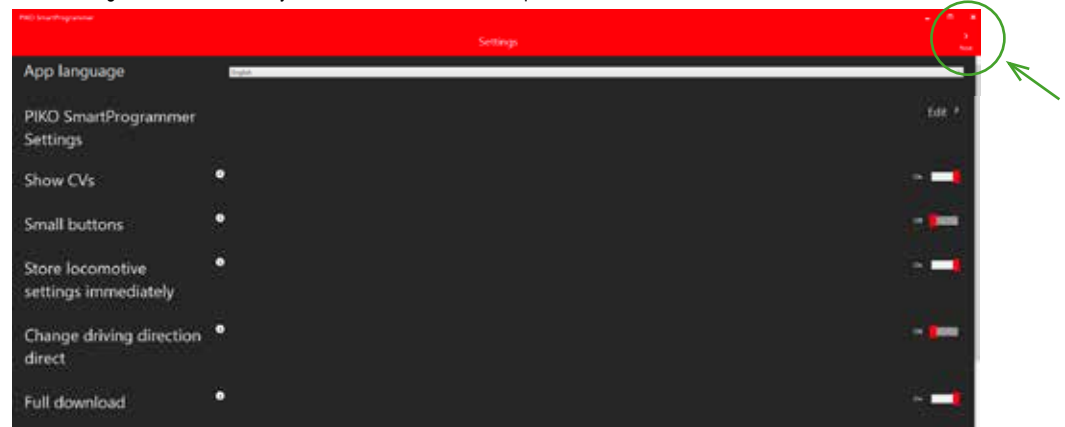
LED indicators

| | | |
|-----------------|---|-------------------------------|
| Flashing blue | → | Stick is starting up |
| Solid blue | → | Stick is ready for operation |
| Flashing yellow | → | Data transfer to the decoder |
| Solid green | → | Main track mode active |
| Flashing green | → | Programming track mode active |
| Flashing red | → | Short circuit |
| Solid red | → | Internal error |

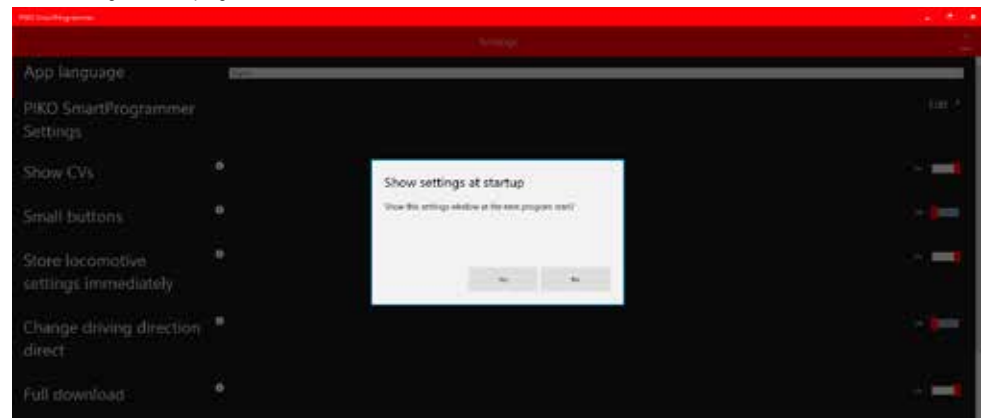
EU Declaration of Conformity

PIKO Spielwaren GmbH hereby declares that the product in its design and construction as well as in the version placed on the market by us complies with the basic safety, health and compatibility requirements of the directives and regulations mentioned. The full text of the EU Declaration of Conformity is available at the following internet address:
<https://www.piko.de/konform>

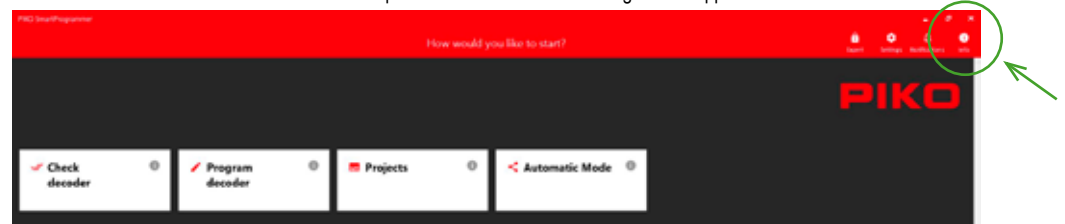
After clicking 'Next' in the header, you will be taken to the next step.



Show settings at startup again?



Info button for further information on the basic operation of the PIKO SmartProgrammerApp



Package contents

- 1 x PIKO SmartProgrammer-Stick #55830
- 1 x Plug / cable for track connection
- 1 x Manual



PIKO Spielwaren GmbH · Lutherstr. 30
96515 Sonneberg, GERMANY
www.piko.de · hotline@piko.de